

Otter ~ W

Quiz!
Friend or FOE

Crossword!



O

R

L

D

Did You Know?

- Amazing facts about
our furry friend!

...And More



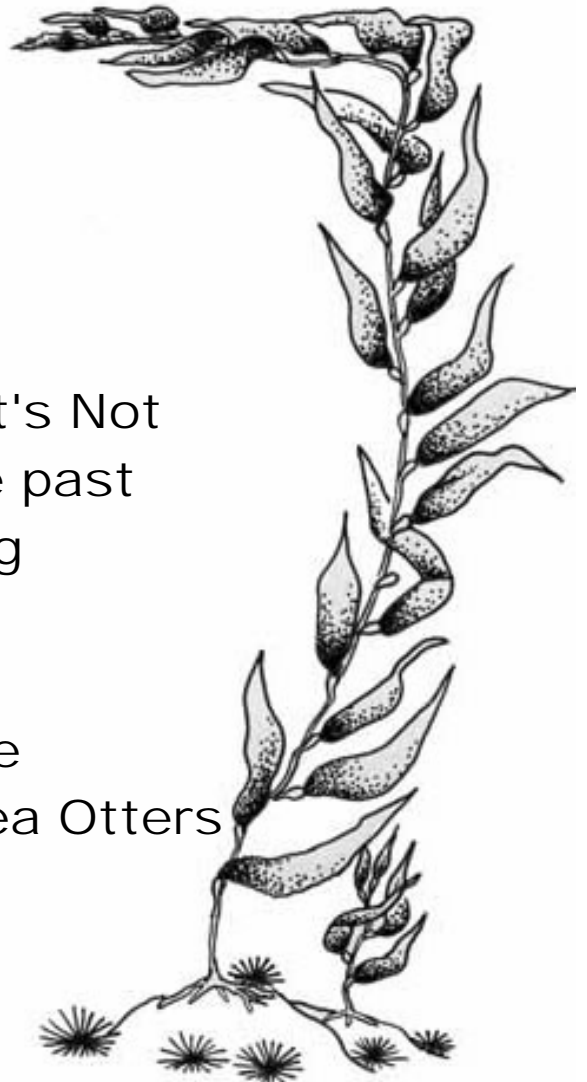
Hi my name is Bob,
the sea otter who
lives along the
coast near
Bamfield on
Vancouver Island.
I would like to tell
you a bit more
about my species
and why it is
important to



understand how what you do affects the world around
you. So follow me through these pages and you will
learn how a Sea Otter lives and how you can help us.

Contents

1. Contents
2. Did you know?
3. About the body
4. What's Hot, What's Not
5. Sea Otters in the past
6. Sea Otter hunting
7. Reintroduction
8. Quiz
9. Crossword puzzle
10. Ways to help Sea Otters

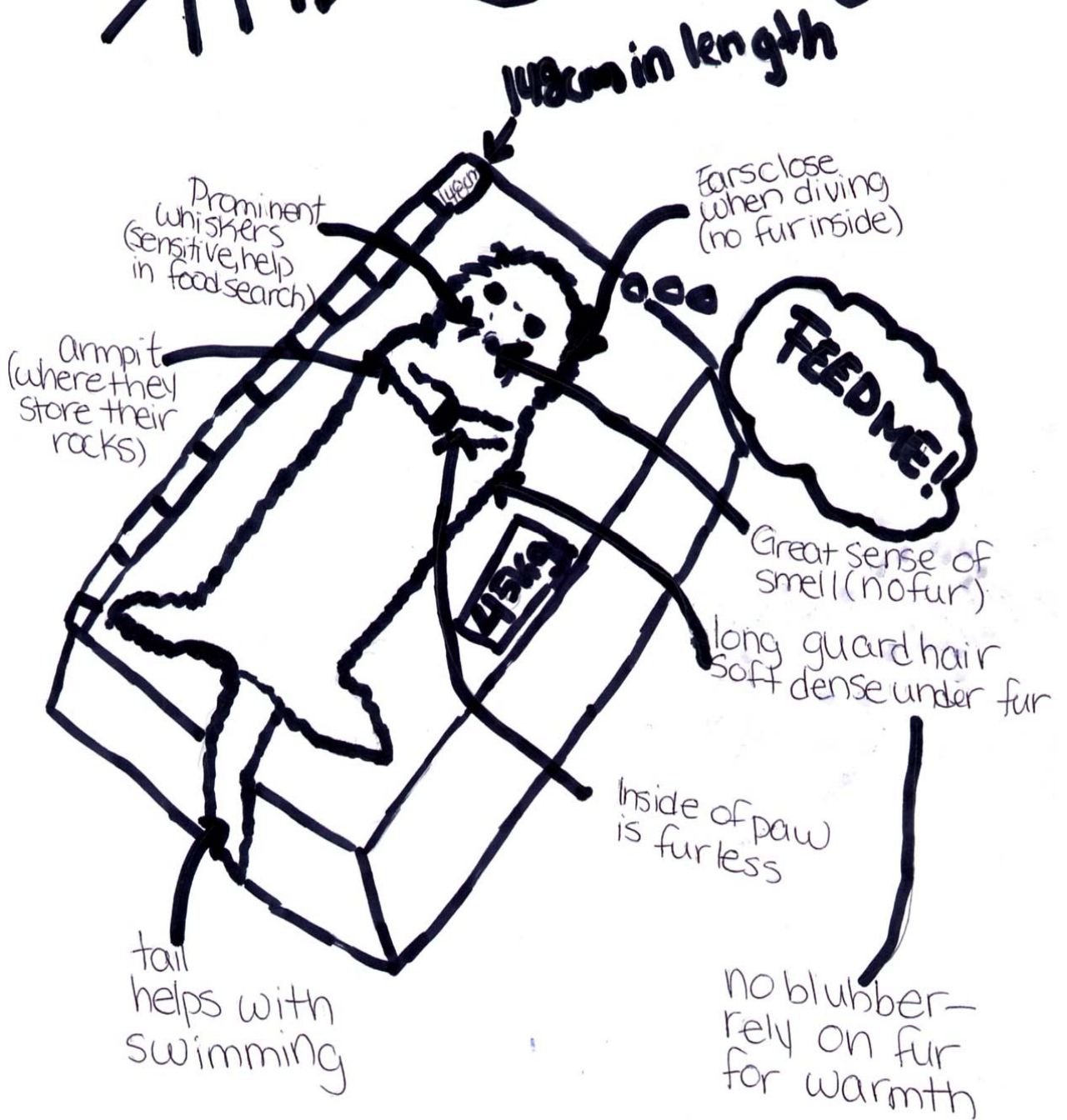


Did you know?

- ❖ We sea otters eat 25% of our body weight each day, while humans only eat 2% each day!
- ❖ We have 100,000 hairs in an area the size of a quarter. You only have that many on your whole head!
- ❖ In our armpits we carry a rock, which we use to smash open prey - like sea urchins - so we can suck out the meat.
- ❖ We are the only marine mammals without blubber.
- ❖ Most of the year, males and females live in separate groups, but during mating season the two groups overlap and then we have our little sea otter pups.
- ❖ We live mostly in areas along the coast where the water is less than 40 meters deep.
- ❖ Since we need our fur to keep us warm, we spend 8 hours each day grooming our fur to keep it clean and waterproof.
- ❖ Females only have one pup a year, beginning when they are 3-5 years old. The pups stay with their mothers until they are about 6-8 months.
- ❖ Males begin to reproduce between the ages of 5 and 6 years.



THE BODY!



What's HOT

- ❖ Recycling your bottles
- ❖ Being aware of what goes down the drain
- ❖ Recycling plastics
- ❖ Ride your bike instead of driving (everything eventually makes it into the ocean)
- ❖ Community clean-ups
- ❖ Joining a Sea Otter support group
- ❖ Supporting Sea Otters
- ❖ Not littering
- ❖ Reporting Sea Otter poachers

What's NOT

- ❖ Throwing your garbage on the beach or any where else
- ❖ Oil spills
- ❖ Wasting gas
- ❖ Polluting the air
- ❖ Seeing garbage in the ocean or any place and not picking it up
- ❖ Not reporting harassment of Sea Otters
- ❖ Poaching Sea Otters
- ❖ Capturing or harassing Sea Otters

Sea Otters in the Past

- ❖ Nuu-chah-nulth people of the west coast of Vancouver Island used the sea otter in many ways.
- ❖ Sea Otters were a sign of high rank; the furs were used to make capes, and the teeth for jewelry and decoration.
- ❖ Hunting required special preparation: they would only use specific canoes and particularly made bows and arrows.
- ❖ Hesquiaht First Nations were known as skillful Sea Otter hunters.
- ❖ Juan Perez was one of the first Europeans to trade Sea Otter pelts. In 1774, he encountered the Haida on the Queen Charlotte Islands and acquired a few furs through them.
- ❖ Captain Cook later traded Sea Otter furs in Canton, China, for a lot of money.
- ❖ In 1792, 21 ships traded on British Columbia's coast for Sea Otter pelts.
- ❖ Nootka Sound on Vancouver Island's west coast was the main hunting and trading point until 1793 when Sea Otters had almost disappeared because of over hunting.



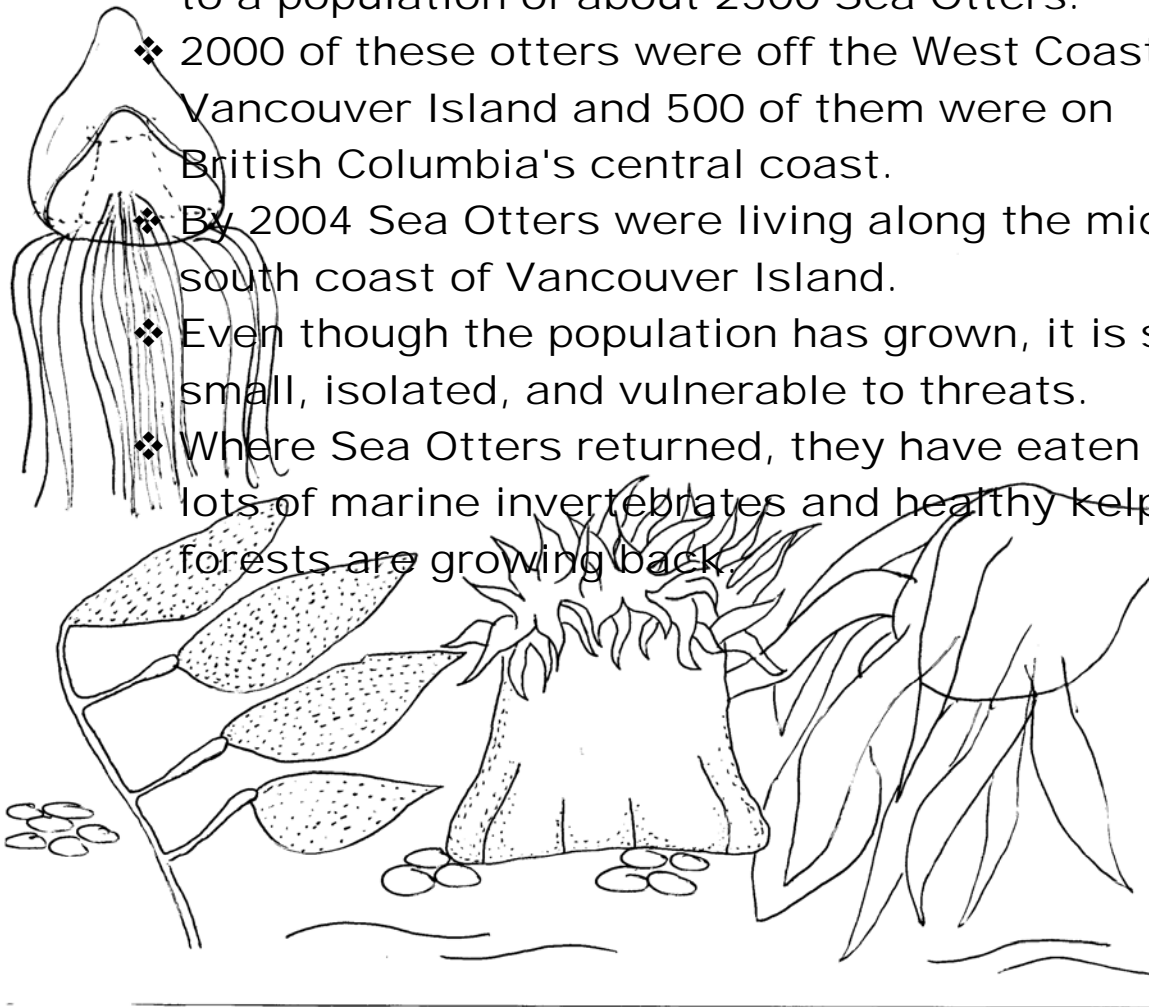
How the Nuu-chah-nulth People Hunted Sea Otters

- ❖ A certain person would call a group of hunters together on a relatively calm morning.
- ❖ They would leave before sunrise and always be on the look out for Sea Otters.
- ❖ When one was sighted, the person would wave a paddle in the air as a silent signal to alert everyone.
- ❖ Canoes would then circle the otter, and the hunters watched for the air bubbles to determine which way the Sea Otter was going.
- ❖ When the Sea Otter surfaced to catch its breath, it was then shot with the bows and arrows. Each of the hunters used a special kind of arrowhead.



Reintroduction

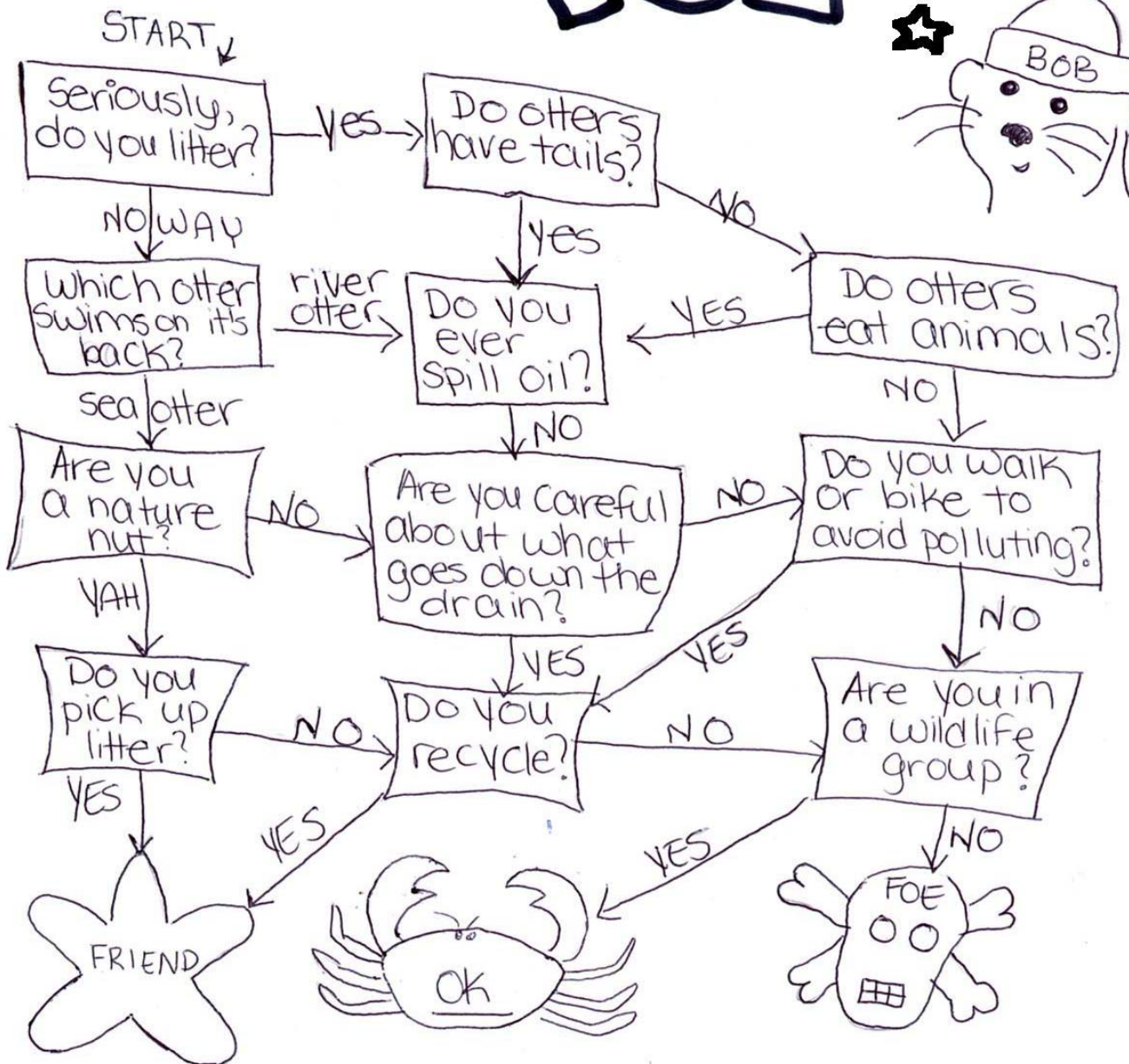
- ❖ The fur trade extirpated Sea Otters in British Columbia and there were only 2000 Sea Otters left in California and Alaska.
- ❖ Reintroduction was an effort between the provincial and Federal governments of Canada and the United States.
- ❖ Between 1969 and 1972, 89 Sea Otters from Amchitka Island and Prince William Sound, Alaska, were introduced to the Northwest coast of Vancouver Island.
- ❖ By 1998, the transplanted Sea Otters had grown to a population of about 2500 Sea Otters.
- ❖ 2000 of these otters were off the West Coast of Vancouver Island and 500 of them were on British Columbia's central coast.
- ❖ By 2004 Sea Otters were living along the mid-south coast of Vancouver Island.
- ❖ Even though the population has grown, it is still small, isolated, and vulnerable to threats.
- ❖ Where Sea Otters returned, they have eaten lots of marine invertebrates and healthy kelp forests are growing back.



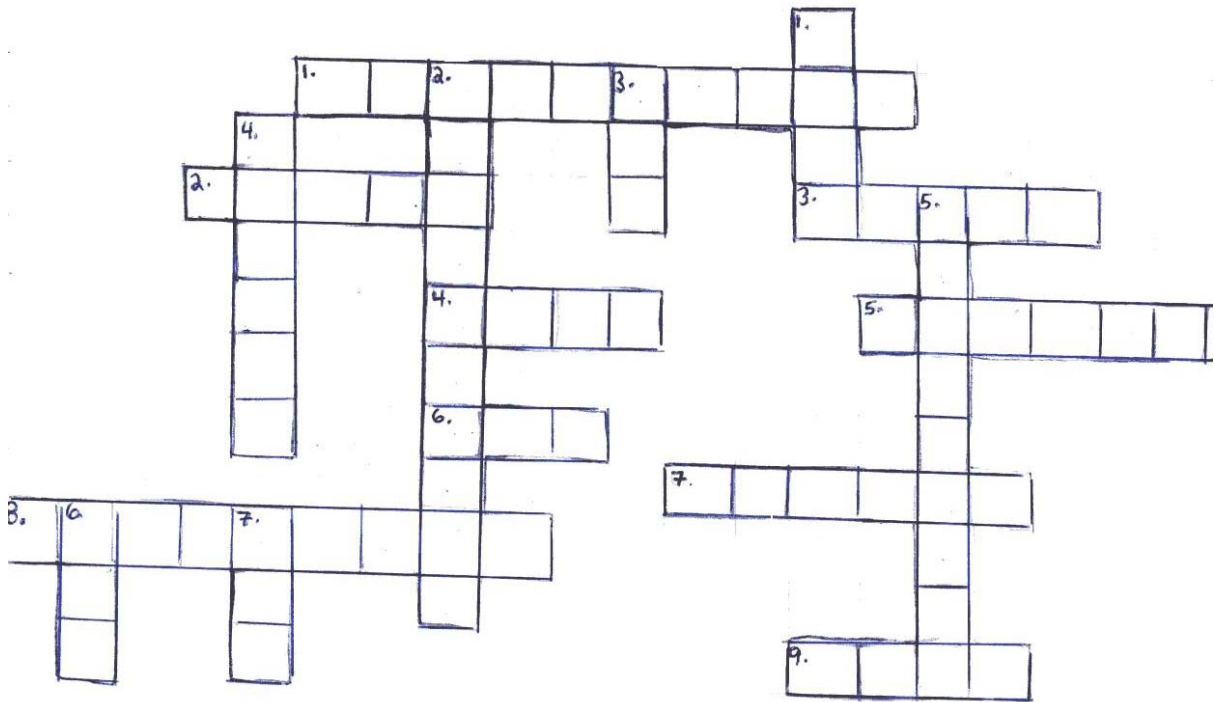
FRIEND

OR FOE?

Are you friends with the otters? Take our test and find out!



Sea Otter Crossword



Across:

1. Sea Otters were _____ from BC because the fur trades.
2. How did the First Nations get around when hunting Sea Otters?
3. Sea Otters go to shelters during the winter _____.
4. Sea otters have teeth - true or false??
5. Other marine mammals have _____ and otters don't.
6. Their _____ is thick.
7. They put their rocks in _____ pouches.
8. How heavy are Sea Otters (in kg)?
9. The fur is not on the hands, ears or _____.


Down:

1. Sea Otters live in kelp _____.
2. Sea Otters eat what percent of their body weight?
3. Females have one _____ a year.
4. The Sea Otter is the smallest marine _____.
5. What is the largest threat to sea otters?
6. What spills in the ocean?
7. Are Sea Otters considered endangered?

Ways to Help Sea Otters

You don't have to be an adult with a degree to help. It's quite simple really, all you have to do is follow these simple steps:

1. Don't litter. That also means if you see someone else litter, tell them to pick it up, or pick it up yourself.
2. Pick up any litter you see, even something as small as a plastic bag can harm any number of sea animals.
3. Volunteer around your community whenever possible, whether it be to clean up garbage or help save dying animals after an oil spill.
4. Be respectful to the environment around you. Walk or bike instead of using a car, and remember to take only pictures and leave only footsteps.



Credits:

Special Thanks to Rian

To the Sea Turkeys

Anne Stewart

The staff at BMSC

And thanks to the Sea Otters

And Thanks to Chelsea for an awesome picture

Crossword puzzle answers:

Across: 1. extirpated, 2. canoe, 3. storms, 4. true, 5. blubber, 6. fur, 7. amput, 8. fortyfive, 9. nose

Down: 1. beds, 2. twentyfive, 3. pup, 4. mammal, 5. oilspills, 6. oil, 7. yes